

5916 STAMPED CARRIAGE HOUSE LONG

GOOD / BETTER / BEST

COLORS¹




White Almond Sandstone Brown Bronze



Gray Desert Tan Black Graphite

ACCENTS WOODTONES¹



Walnut Driftwood Mahogany Cedar



Dark Oak Natural Oak Carbon Oak

OVERSIZED⁴ WINDOW INSERTS




No Inserts Stockton Arched Stockton



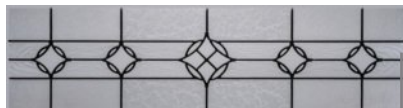
Cascade Madison Arched Madison

GLASS



Plain Frosted Tinted Obscure Glue Chip Seeded

DESIGNER GLASS



Newport



Florence

EXTERIOR HARDWARE

Permanent



Spade Wrought Iron



Barcelona 1 Barcelona 2

Magnetic



Spade Ashford



Clavos



Specifications

Panel Style	Stamped Carriage House
Section Construction	2in. Thick - 2-Sided Steel
Section Material	27 ² Ga. Steel
Insulation Type	Polyurethane
R-value / Thermal Performance	R-16.55
Powder Coating¹	188 colors
Window Style³	Oversized ⁴ [42in. x 15in.]
Glass	Insulated
Wind Load	Non-Impact and Impact Rated
Warranty	Limited Lifetime on Sections 3 Years on Springs 6 Years on Hardware



¹ Refer to your local C.H.I. Dealer for exact color and woodtones match. ² Lower steel gauge [ga.] number indicates stronger steel. ³ Model number indicates window style. ⁴ Long [40.5in. x 12.75in.] windows will be substituted in doors with windows in 18in. sections.

Your Local Garage Door Professional

SHIPLEY
GARAGE DOORS
SALES & SERVICE

Featuring Top Quality Doors and Operators
Free Estimates ~ Licensed and Insured

RUSS SHIPLEY
www.shipleygaragedoors.com
(810) 953-0950 • Toll Free (866) 953-0950