

5250 STAMPED CARRIAGE HOUSE SHORT

TIMELESS COLLECTION

GOOD / BETTER / BEST

COLORS¹




White Almond Sandstone Brown



Bronze Gray Desert Tan Black

PAINTED WOODTONES¹



Modern Classic

OVERSIZED⁴ WINDOW INSERTS




No Inserts Stockton Arched Stockton



Cascade Madison Arched Madison

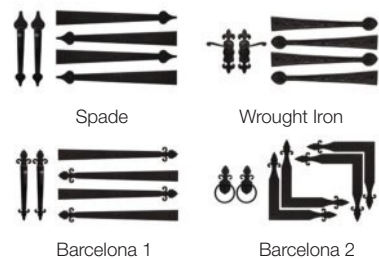
GLASS




Plain Frosted Tinted Obscure Glue Chip Seeded

EXTERIOR HARDWARE

Permanent



Magnetic



Specifications

Panel Style	Stamped Carriage House
Section Construction	2in. Thick - 1-Sided Steel
Section Material	25 ² Ga. Steel
Insulation Type	No Insulation
R-value / Thermal Performance	—
Powder Coating¹	188 colors
Window Style³	Oversized ⁴ [42in. x 15in.]
Glass	Non-Insulated
Wind Load	Non-Impact and Impact Rated
Warranty	Limited Lifetime on Sections 3 Years on Springs 6 Years on Hardware



¹ Refer to your local C.H.I. Dealer for exact color and woodtones match. ² Lower steel gauge [ga.] number indicates stronger steel. ³ Model number indicates window style. ⁴ Long [40.5in. x 12.75in.] windows will be substituted in doors with windows in 18in. sections.

Your Local Garage Door Professional

SHIPLEY

GARAGE DOORS

SALES & SERVICE

Featuring Top Quality Doors and Operators
Free Estimates ~ Licensed and Insured

RUSS SHIPLEY

www.shipleygaragedoors.com
(810) 953-0950 • Toll Free (866) 953-0950