

2550 STAMPED SHAKER

PERSONALIZING OPTIONS

COLORS¹




White Almond Sandstone Brown



Bronze Gray Desert Tan Black

PAINTED WOODTONES¹



Modern Classic

OVERSIZED⁴ WINDOW INSERTS



No Inserts Stockton Arched Stockton



Cascade Madison Arched Madison

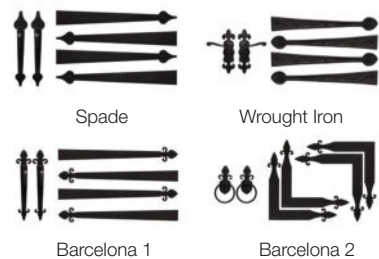
GLASS Plain available as Polycarbonate




Plain Frosted Tinted Obscure Glue Chip Seeded

EXTERIOR HARDWARE

Permanent



Magnetic



GOOD / BETTER / BEST



Specifications

Panel Style	Shaker
Section Construction	2in. Thick - 1-Sided Steel
Section Material	25 ² Ga. Steel
Insulation Type	No Insulation
R-value / Thermal Performance	—
Powder Coating ¹	188 colors
Window Style ³	Oversized ⁴ [42in. x 15in.]
Glass	Non-Insulated
Wind Load	Non-Impact and Impact Rated
Warranty	Limited Lifetime on Sections 3 Years on Springs 6 Years on Hardware



¹ Refer to your local C.H.I. Dealer for exact color and woodtones match. ² Lower steel gauge [ga.] number indicates stronger steel. ³ Model number indicates window style. ⁴ Long [40.5in. x 12.75in.] windows will be substituted in doors with windows in 18in. sections.

Your Local Garage Door Professional

SHIPLEY

GARAGE DOORS

SALES & SERVICE

Featuring Top Quality Doors and Operators
Free Estimates ~ Licensed and Insured

RUSS SHIPLEY

www.shipleygaragedoors.com
(810) 953-0950 • Toll Free (866) 953-0950